

B.lux

SPEERS W

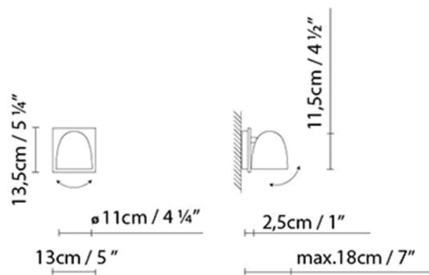
By David Abad



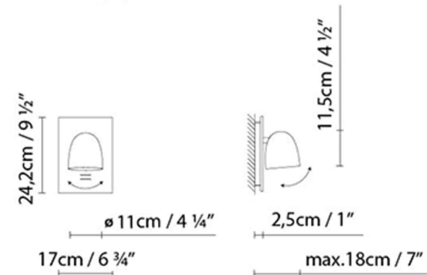
Description:


Dual-light wall lamp (2L) with an ambient indirect light (touch-dim) and an adjustable direct light (touch on-off). Also available with a single direct source of light (1L). The light source is a high-luminance LED, which features a glass lens to focus the light and improve performance. Available in two finishes: textured white matte outer finish with a satin brass interior, and textured black matte exterior with satin copper interior.

SPEERS W1L







SPEERS W2L



 White (matte) / brass (satin)

 Black (matte) / copper (satin)

CODE	LAMP	LIGHT SOURCE	DIM	BULB	kg
729116	SPEERS W (1L) WHITE-BRASS	LED 9W 1100lm 500mA 2700K CRI≥90 110-230V			1,9
729112	SPEERS W (1L) BLACK-COPPER		A++		LED A+
729106	SPEERS W (2L) WHITE-BRASS	LED 9W 1100lm 500mA 2700K CRI≥90 230V + LED 9,8W 12V 920lm 3000K CRI≥90 230V	/TOUCH DIM		2
729102	SPEERS W (2L) BLACK-COPPER		A++		LED A+



DIM



SPEERS W



SPEERS S



SPEERS F

Collection:



Designer

Technical drawing

Fotometría

Instrucciones de montaje

3D

grupoblux.com